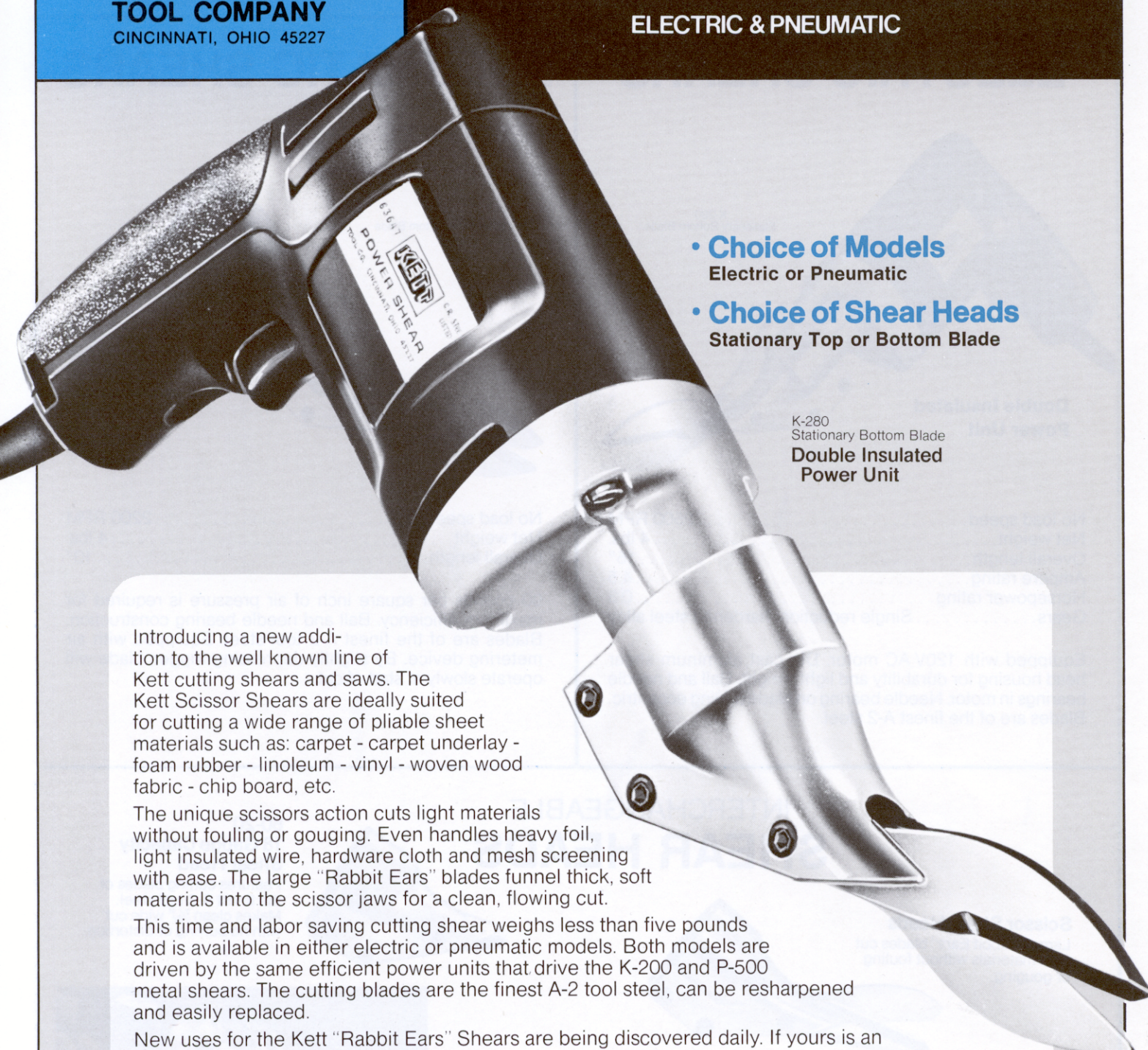




TOOL COMPANY
CINCINNATI, OHIO 45227

PORTABLE SCISSOR SHEARS

ELECTRIC & PNEUMATIC



- **Choice of Models**
Electric or Pneumatic
- **Choice of Shear Heads**
Stationary Top or Bottom Blade

K-280
Stationary Bottom Blade
**Double Insulated
Power Unit**

Introducing a new addition to the well known line of Kett cutting shears and saws. The Kett Scissor Shears are ideally suited for cutting a wide range of pliable sheet materials such as: carpet - carpet underlay - foam rubber - linoleum - vinyl - woven wood fabric - chip board, etc.

The unique scissors action cuts light materials without fouling or gouging. Even handles heavy foil, light insulated wire, hardware cloth and mesh screening with ease. The large "Rabbit Ears" blades funnel thick, soft materials into the scissor jaws for a clean, flowing cut.

This time and labor saving cutting shear weighs less than five pounds and is available in either electric or pneumatic models. Both models are driven by the same efficient power units that drive the K-200 and P-500 metal shears. The cutting blades are the finest A-2 tool steel, can be resharpened and easily replaced.

New uses for the Kett "Rabbit Ears" Shears are being discovered daily. If yours is an unusual application, let us hear the details.

For heavier cutting applications the reliable Kett K-200 and P-500 double cut shears are suitable for cutting metal up to 18 gage.

THE KETT TOOL COMPANY

5055 Madison Road • Cincinnati, Ohio 45227 • (513) 271-0333



SCISSOR SHEARS

ELECTRIC SHEARS



K-280
Stationary Bottom Blade

**Double Insulated
Power Unit**

No load speed.....	2500 RPM
Net weight.....	4 lbs.
Overall length.....	15"
Ampere rating.....	4.5
Horsepower rating.....	.03
Gears.....	Single reduction, hardened steel alloy

Equipped with 120V AC motor. Die cast aluminum shear head housing for durability and light weight. Ball and needle bearings in motor. Needle bearing on blade driving eccentric. Blades are of the finest A-2 steel.

PNEUMATIC SHEARS



P-580
Stationary Bottom Blade

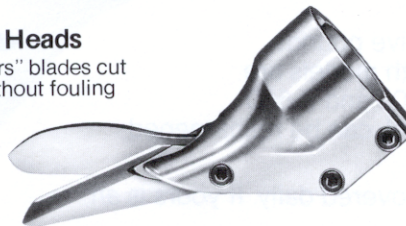
No load speed.....	2200 RPM
Net weight.....	4 lbs.
Overall length.....	10"

90 pounds per square inch of air pressure is required for maximum efficiency. Ball and needle bearing construction. Blades are of the finest A-2 tool steel. Equipped with air metering device. By slightly depressing trigger, blade will operate slowly at start of cut.

INTERCHANGEABLE SHEAR HEADS

Scissor Shear Heads

Large "Rabbit Ears" blades cut light materials without fouling or gouging.



70-20
Stationary Top Blade



80-20
Stationary Bottom Blade




60-20 18 Gauge Capacity Shear Head

Features cutting blades of the finest A-2 tool steel. Makes clean 1/32" wide cut with no burring or distortion.

90-20 Terminal Strip Shear Head

K-290 Terminal Strip Shear incorporates "duck bill" blades that cut quickly through light gauge wire.



THE KETT TOOL COMPANY

5055 Madison Road • Cincinnati, Ohio 45227 • (513) 271-0333